
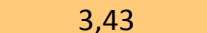





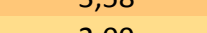

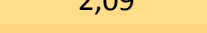





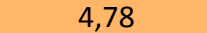



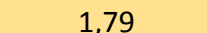



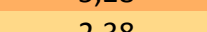

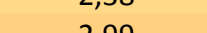

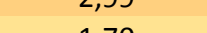

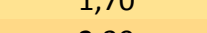



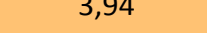

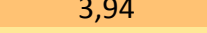

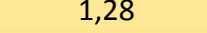



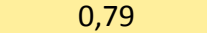









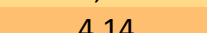






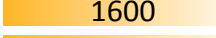
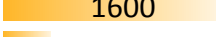



Planned Commercial Scale projects in Europe

Country	Location/region	On stream	Power plant	Capture concept	Size (MW)	CO2 produced Mt	Company
Bulgaria	Maritsa lignite basin	TBD	IGCC	Pre-combustion	 650	 3,43	Competition in 2008
Czech Republic	Ledvice/ Northern Bohemia	2013	PC	Post-combustion	 660	 3,94	CEZ
Denmark	Kalund	2013	PC	Post-combustion	 600	 3,58	DONG Energy
Denmark	Amagervaerket/Kopenhagen	TBD	PC	Oxyfuel	 350	 2,09	Vattenfall
Denmark	Nordjyllandvaerket, Aalborg	2013	PC	Post-combustion	 470	 2,81	Vattenfall
Finland	Meri Pori	2015	CFB	Oxyfuel	 560	 3,35	FORTUM
France	Le Havre/Atlantic coast	2014	PC	Post-combustion	 800	 4,78	POWEO
Germany	Spreetal/Saxony	2011	IGCC	Pre-combustion	 1000	 5,28	Siemens
Germany	Jänschwalde/Brandenburg	2012	PC	Oxyfuel	 300	 1,79	Vattenfall
Germany	Ludwigshafen/Rhineland-Palatinate	2012	IGCC polygen	Pre-combustion	 1000	 5,28	BASF
Germany	Northrhine-Westfalia	2014	IGCC	Pre-combustion	 450	 2,38	RWE
Germany	Wilhelmshaven/Lower Saxony	2014	USC	Unknown	 500	 2,99	E.ON
Germany	Irsching/Bavaria	TBD	NGCC	Unknown	 530	 1,70	E.ON
Germany	Duisburg/Northrhine Westfalia	2015	USC	Post-combustion	 400	 2,39	Duisburg Munic'ity
Italy	Torrevaldaliga	2012	PC	Post-combustion	 660	 3,94	ENEL
Italy	Calabria	TBD	PC	Oxyfuel	 660	 3,94	Rezia Energia
Norway	Karstø/nr Stavanger	2011	NGCC	Post-combustion	 400	 1,28	Naturkraft
Norway	Mongstad/Mid Norway	2014	NGCC	Post-combustion	 500	 1,60	Statoil & partners
Poland	Blachnowia, nr. Warsaw	TBD	IGCC polygen	Pre-combustion	 150	 0,79	PKE
Poland	Lagisza	2012	CFB	Unknown	 460	 2,75	PKE
Poland	Siekierki/Warsaw	2014	PC	Oxyfuel	 480	 2,87	Vattenfall
Spain	Location unknown	TBD	CFB	Oxyfuel	 500	 2,99	Endesa/EDP
Spain	Location unknown	TBD	PC	Unknown	 400	 2,39	Union Fenosa
The Netherlands	Eemshaven	2011	NGCC/IGCC	Pre-combustion	 1200	 4,14	NUON
The Netherlands	Eemshaven	2011	PC	Unknown	 1600	 9,56	RWE
The Netherlands	Maasvlakte/Rotterdam	2011	PC	Unknown	 1080	 6,45	E.ON
The Netherlands	Maasvlakte/Rotterdam	2011	USC	Post-combustion	 800	 4,78	Electrabel

United Kingdom	Teeside	2009	IGCC	Pre-combustion	 800	4,22	Progressive Energy
United Kingdom	Hatfield	2010	IGCC	Pre-combustion	 900	4,75	Powerfuel
United Kingdom	Killingholme	2011	IGCC	Pre-combustion	 450	2,38	E.ON UK
United Kingdom	Ferrybridge	2011	PC	Post-combustion	 500	2,99	Scottish & Southern Energy
United Kingdom	Tilbury	2013	PC	Post-combustion	 1600	9,56	RWE
United Kingdom	Kingsnorth	2015	PC	Oxyfuel	 1600	9,56	E.ON
United Kingdom	Peterhead/Scotland	TBD	NGCC	Pre-combustion	 350	1,12	Scottish & Southern Energy